

PC7 CONTROLLER

explosion
proof

no metals

no elastomer
seals

won't
stall

variable speed



PC7 Polypropylene Model



Air-Operated Pump Controller

The PC7 pump controller has been designed to provide easy to use, trouble-free operation for your air operated chemical pump. Constructed entirely of PFA or Polypropylene housings and high performance engineering plastic internal components using no metal parts or elastomers, the PC7 is compatible with virtually all harsh chemical environments.

Key to the PC7's unique patented design is the adjustable cycle rate oscillating air valve that allows it to operate your pump in a variety of head pressure conditions without using complicated logic controls or electronic proximity sensors. Using only air pressure to operate, the PC7 is self-contained and extremely versatile, allowing it to be used with a wide variety of air operated pumps - including Trebor's Purus 20 chemical pump.

U.S. Patent 7,021,062

Performance

- Air operated - explosion proof and easy to install
- Patented non-centering, adjustable speed air valve prevents stalling
- Maximum supply pressure of 80 PSIG or .55 MPa
- Versatile installation with pump or external mounting options
- Integrated leak sensor option to detect pump diaphragm failure

Construction

- Available in PFA or Polypropylene housings compatible with virtually all aggressive chemical environments.
- PFA option is FM4910 compliant
- One year warranty

FEATURES



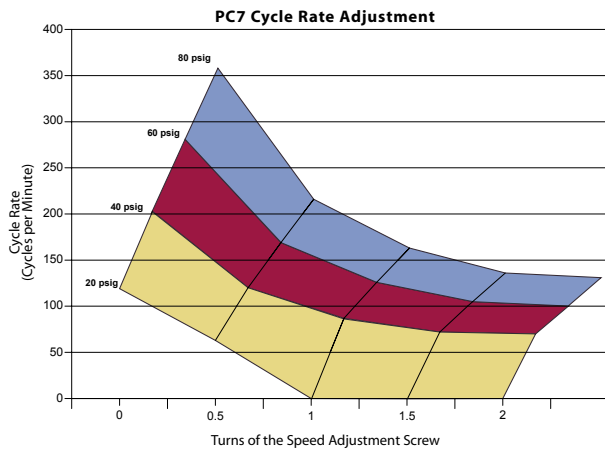
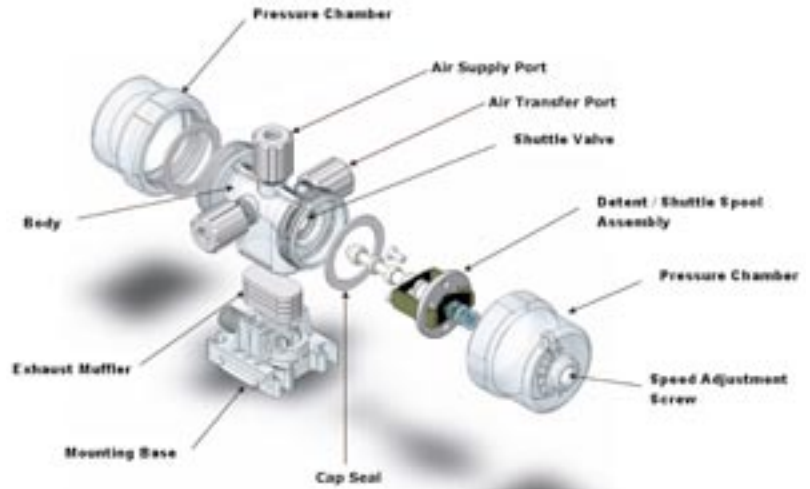
PC7 Shown mounted on Purus 20 pump

TREBOR
Pure Innovation

PC7 Pump Controller

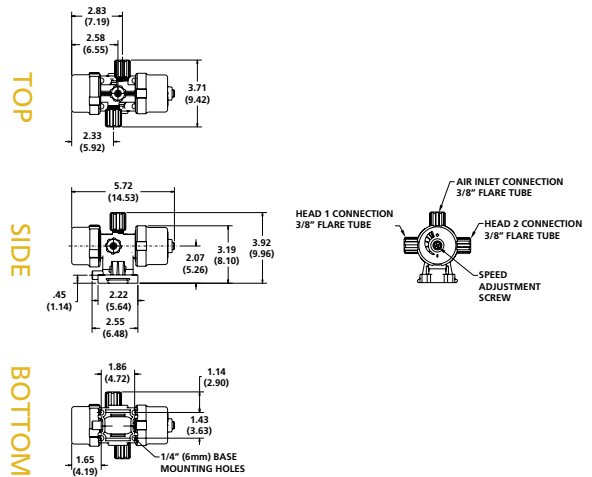
The PC7 pump controller operates as a single valve oscillator to control the cycle rate and act as the drive unit for your pneumatic pump. The primary components consist of two pressure chambers, an interconnecting shuttle valve, the detent mechanism, two air transfer ports, and exhaust muffler.

A single air supply feeds the PC7, which is then metered continuously into both of the pressure chambers. Depending on the shuttle valve position, one chamber's exhaust is blocked and the other is opened, causing the pressure to rise in the first chamber as it fills with air. When the pressure applied to the shuttle spool is great enough to overcome the detent force set by the adjustment screw, it will reverse position, thereby closing the exhaust to the other chamber and exhausting the pressure from the previous chamber. This cycle repeats itself every time the valve shifts.



Graph depicts approximate cycle rate ranges

DIMENSIONS



CONTROLLER Use the code numbers for ordering the following options on your PC7 Pump Controller.

- PC7F** PC7 PFA (FM4910 Compliant)
- PC7P** PC7 Polypropylene

- OPTIONS**
- A0** No option added
 - A1** Fiber optic leak detection probe (requires optic amplifier)

Example of an order number based on configuration options:

PC7F A1

Trebor International
 a unit of **IDEX Corporation**
 8100 South 1300 West
 West Jordan, Utah 84088 U.S.A.
 Telephone: 801-561-0303
 U.S.A. Toll Free: 888-763-7867
 FAX: 801-255-2312
 E-mail: treborsales@idexcorp.com
 Internet: www.treborintl.com



TREBOR
 Pure Innovation



Printed in the USA 12/2006